

PUSH BUTTON SWITCHES & PILOT LAMP(Ø 22 mm)

JDA2-B Series(Metal head),JDA2-E Series(Plastic head)

Select models Guide

Derivative type and Specification code


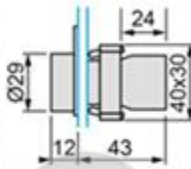

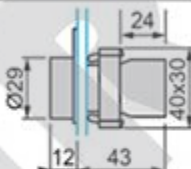

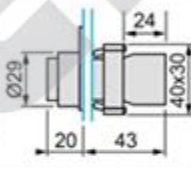

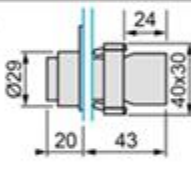

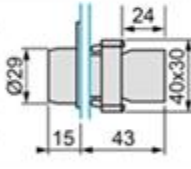
Derivative type	Specification code		
A: Flush pushbutton L: Extend pushbutton P: Booted pushbutton C: Ø 40 mushroom pushbutton R: Ø 60 mushroom pushbutton	1: (W) 2: (B) 3: (G) 4: (R) 5: (Y) 6: (S)	1: NO 2: NC 3: 2NO 4: 2NC 5:NO+NC	-----
S: Mushroom push and turn to release	4: Ø30 5: Ø40 6: Ø60	4: (Red)	2:NC
D: Selector switch(standard handle) J: Selector switch(long handle) G: Key switch	2: 2 position lock up 3: 3 position lock up 4: 2 position spring return 5: 3 position spring return	1: NO 2: NC 3: 2NO 4: 2NC 5:NO+NC	-----
L8: Button with double heads	3: Flush button 4: Flush button+ Extendend button	2: (R) + (G)	5:NO+NC
W3: Button with light	1: (W) 3: (G) 4: (R) 5: (Y) 6: (S)	4: 220V transformer type 5: 380V transformer type 6: Direct type 7: Resitstant type	1: NO 2: NC 3: 2NO 4: 2NC 5:NO+NC
W8: Button with double heads and lamp	4: Flush button+ Extendend button	4: 220V transformer type 5: 380V transformer type 6: Direct type 7: Resitstant type	5:NO+NC
V: Pilot lamp	4: 220V transformer type 5: 380V transformer type 6: Direct type 7: Resitstant type	1: (W) 3: (G) 4: (R) 5: (Y) 6: (S)	-----
V1:Economic Pilot lamp	6: Direct type	1: (W) 3: (G) 4: (R) 5: (Y) 6: (S)	-----
BE: Contact block	101: NO contaction group 102: NC contaction group	-----	-----

Structure and performance


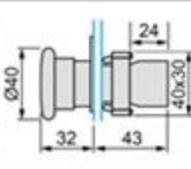

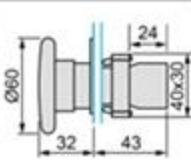
- Adopting anti-moving operation head,the button can't be dismantled from the front side of metal button
- All contacts can play the dual funtions of circuits switching and seof-cleaning,thus under the condition of low voltage and small current flow (5V,5mA),application to the products ensures reliability of contacting.
- NO and NC contactyor groups are independent to each other,and they can be freely combined with each other according to customers'demands.It is featuring for easy replacement.
- Concealed terminals make its operation much safer and more reliable.Adopting Zinc and aluminum alloy metal on its metal head style acting head and its foundation,the pushbutton switch features for elegant appearance and firmness.
- Button with lamp,signal lamp universally adopt BA9s lamp-socket,customer can choose various bulbs according of their demands.

PUSH BUTTON

Push buttons.spring return

Description	Colour	Contact		Model	Weight	Dimension
		NO	NC			
 JDA2-BA31 Flush	Black	1		JDA2-BA11	0.070	
	Green	1		JDA2-BA21	0.070	
	Yellow	1		JDA2-BA31	0.070	
	Blue	1		JDA2-BA51	0.070	
	Black		1	JDA2-BA22	0.070	
	Red		1	JDA2-BA42	0.070	
 JDA2-BA3351 Flush Logo	Black with logo	1		JDA2-BA3311	0.070	
	Black with logo	1		JDA2-BA3341	0.070	
	Black with logo	1		JDA2-BA3351	0.070	
	Green with logo		1	JDA2-BA4322	0.070	
	Red with logo		1	JDA2-BA4342	0.070	
	Black with logo	1		JDA2-BA3311	0.070	
 JDA2-BL42 Extended	Black	1		JDA2-BL21	0.070	
	Green	1		JDA2-BL31	0.070	
	Yellow	1		JDA2-BL51	0.070	
	Blue	1		JDA2-BL61	0.070	
	Black		1	JDA2-BL22	0.070	
	Red		1	JDA2-BL42	0.070	
 JDA2-BL4322 Extended Logo	Black with logo		1	JDA2-BL4322	0.070	
	Red with logo		1	JDA2-BL4342	0.070	
 JDA2-BP42 Booted	Black	1		JDA2-BP21	0.070	
	Green	1		JDA2-BP31	0.070	
	Yellow	1		JDA2-BP51	0.070	
	Blue	1		JDA2-BP61	0.070	
	Black		1	JDA2-BP22	0.070	
	Red		1	JDA2-BP42	0.070	


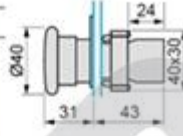

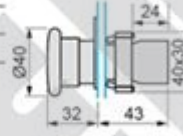

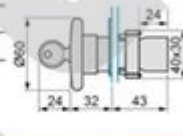
Mushroom head push buttons

Description	Colour	Contact		Model	Weight	Dimension
		NO	NC			
 JDA2-BC42 Mushroom Ø 40 mm	Black	1		JDA2-BC21	0.090	
	Green	1		JDA2-BC31	0.090	
	Yellow	1		JDA2-BC51	0.090	
	Blue	1		JDA2-BC61	0.090	
	Black		1	JDA2-BC22	0.090	
	Red		1	JDA2-BC42	0.090	
 JDA2-BR42 Mushroom Ø 60 mm	Black	1		JDA2-BR21	0.095	
	Green	1		JDA2-BR31	0.095	
	Yellow	1		JDA2-BR51	0.095	
	Blue	1		JDA2-BR61	0.095	
	Black		1	JDA2-BR22	0.095	
	Red		1	JDA2-BR42	0.095	

萬力達電業有限公司
 泓達電子材料有限公司
 (03)212-7145

Emergency stop pushbuttons

Latching mushroom head "Emergency Stop" pushbuttons (colour red)



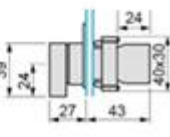

	Description	Dia.	Contact		Model	Weight	Dimension
			NO	NC			
 JDA2-BT42	Push-pull	Ø40		1	JDA2-BT42	0.115	
		Ø60		1	JDA2-BX42	0.120	
 JDA2-BS542	Push and turn to release	Ø30		1	JDA2-BS442	0.085	
		Ø40		1	JDA2-BS542	0.095	
		Ø60		1	JDA2-BS642	0.105	
 JDA2-BS142	Key release (Ronis n° 455)	Ø30		1	JDA2-BS742	0.130	
		Ø40		1	JDA2-BS142	0.140	
		Ø60		1	JDA2-BS242	0.160	




Selector switches

Standard handle

	Description	Locality	Contact		Model	Weight	Dimension
			NO	NC			
 JDA2-BD21	2 position		1		JDA2-BD21	0.085	
			1	1	JDA2-BD25	0.100	
			1		JDA2-BD41	0.085	
			1	1	JDA2-BD45	0.100	
			2		JDA2-BD33	0.100	
3 position		2		JDA2-BD53	0.100		
		2		JDA2-BD73	0.100		



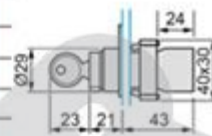




Long handle




 JDA2-BJ33	2 position		1		JDA2-BJ21	0.085	
			1	1	JDA2-BJ25	0.100	
			1		JDA2-BJ41	0.085	
			1	1	JDA2-BJ45	0.100	
			2		JDA2-BJ33	0.100	
3 position		2		JDA2-BJ53	0.100		
		2		JDA2-BJ73	0.100		

Explain:  :lock up  : 1 spring return from right to left  : 2 spring return to centre

Key switches (Ronis n° 455)



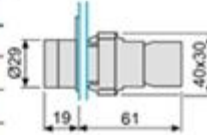

















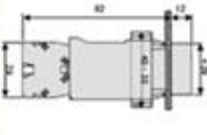












Key lock switches

Description	Locality	Contact		Model	Weight	Dimension
		NO	NC			
 JDA2-BG21	2 position			JDA2-BG21	0.110	
			1	JDA2-BG25	0.125	
				JDA2-BG41	0.110	
			1	JDA2-BG45	0.125	
				JDA2-BG61	0.110	
			1	JDA2-BG65	0.125	
	3 position			JDA2-BG33	0.125	
			2	JDA2-BG53	0.125	
				JDA2-BG03	0.125	
			2	JDA2-BG73	0.125	

Explain:  : lock up
  : spring return form right to left
  : Key reel off

Push button with lamp



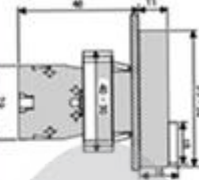





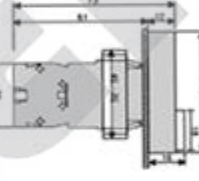







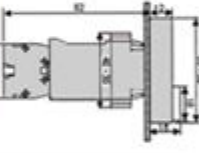



Butch haircut push button with light (spring return)

Power voltage	Colour	Contact		Model	Weight	Dimension		
		NO	NC					
 JDA2-BW3361	Directness			JDA2-BW3161	0.120			
	6.3V~ 220V			1	JDA2-BW3361		0.120	
				1	JDA2-BW3462		0.120	
	With Neon Lamp			1	JDA2-BW3561		0.120	
				1	JDA2-BW3661		0.120	
	 JDA2-BW3371	AC/DC 24V		1	JDA2-BW3365		0.120	
					1		JDA2-BW31B1	0.120
		With LED Lamp			1		JDA2-BW33B1	0.120
					1		JDA2-BW34B1	0.120
				1	JDA2-BW35B1		0.120	
			1	JDA2-BW36B1	0.120			
AC 220V				1	JDA2-BW31M1	0.120		
				1	JDA2-BW33M1	0.120		
				1	JDA2-BW34M1	0.120		
				1	JDA2-BW35M1	0.120		
 JDA2-BW3541	Resistance			JDA2-BW36M1	0.120			
				1	JDA2-BW3171		0.120	
	6.3V~ 220V			1	JDA2-BW3371		0.120	
				1	JDA2-BW3472		0.120	
	With Neon Lamp			1	JDA2-BW3571		0.120	
				1	JDA2-BW3671		0.120	
			1	JDA2-BW3375	0.120			
	Transformer			1	JDA2-BW3141		0.120	
				1	JDA2-BW3341		0.120	
				1	JDA2-BW3442		0.120	
			1	JDA2-BW3541	0.120			
			1	JDA2-BW3641	0.120			
220V			1	JDA2-BW3345	0.120			




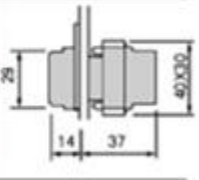


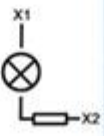
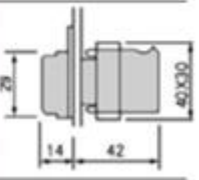


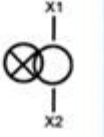
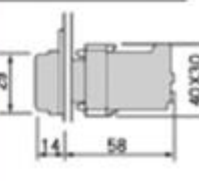
萬力達電業有限公司
 泓達電子材料有限公司
 (03)212-7145

Double-headed pushbuttons, spring return

Two button

Image	Description	Scheme	Contact		Degree of protection	Model	Dimension
			NO	NC			
	Without pilot light		1	1	IP 40	JDA2-BL8325	
	1 flush green		1	1	IP 65	JDA2-BL9325	
	2 extended red		1	1	IP 40	JDA2-BL8425	
	2 extended red		1	1	IP 65	JDA2-BL9425	
	1 flush green		1	1	IP 40	JDA2-BW8365	
	2 pilot light with yellow lens (Direct supply ≤380V)		1	1	IP 40	JDA2-BW8465	
	1 extended red						
	1 flush green		1	1	IP 40	JDA2-BW8375	
	2 pilot light with yellow lens (220/250V supply direct through resistor)		1	1	IP 40	JDA2-BW8475	
	1 flush green		1	1	IP 40	JDA2-BW8345	
	2 pilot light with yellow lens (220/380V 50HZ)		1	1	IP 40	JDA2-BW8445	
	supply is through transformer		1	1	IP 40	JDA2-BW8355	
	1 extended red		1	1	IP 40	JDA2-BW8455	

Pilot Lights

Image	Description	Colour	Supply Voltage	Scheme	Model	Dimension
	Direct not supply bulb		≤380V		JDA2-BV61	
					JDA2-BV63	
					JDA2-BV64	
					JDA2-BV65	
					JDA2-BV66	
	Direct through resistor BA9s, 130V supply bulb		220/250V		JDA2-BV71	
					JDA2-BV73	
					JDA2-BV74	
					JDA2-BV75	
					JDA2-BV76	
	Through transformer 12VA BA9s, 6V supply bulb		110V/50HZ 110~120V/60HZ		JDA2-BV41	
					JDA2-BV43	
					JDA2-BV44	
					JDA2-BV45	
					JDA2-BV46	

萬力達電業有限公司
 泓達電子材料有限公司
 (03)212-7145