


# RSR2 SERIES

## FEATURES

- Zero voltage turn-on, zero current turn-off (minimize EMI/FRI)
- Input LED indicator
- Built-in snubber network
- Low input power consumption, TTL and CMOS compatible
- High dv/dt and high blocking voltage



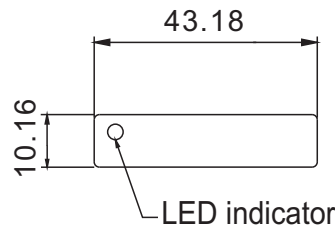
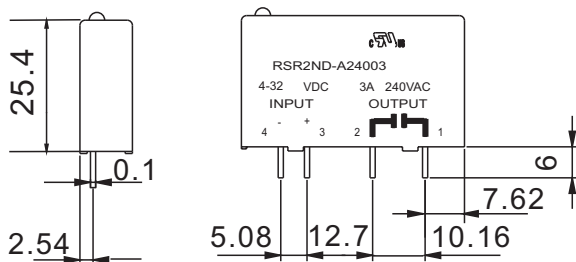
UL FILE NO.: E126167

## ORDERING INFORMATION

RSR    2    N    D    —    A    240    03            
 1        2        3        3-1        4        5        6        7

- |  |  |
|--|--|
| <ol style="list-style-type: none"> <li>1. Series Name</li> <li>2. Type Name</li> <li>3. N : With LED Indicate<br/>Nil : Without LED Indicate</li> <li>3-1D : DC In Put Control</li> <li>4. Out Put Nominal Voltage Type :<br/>A : AC ; D : DC</li> </ol> | <ol style="list-style-type: none"> <li>5. Out Put Nominal Voltage :<br/>120 : 120V ; 240 : 240V</li> <li>6. Load Current :<br/>03 : 3 Amps.</li> <li>7. Nil : Zero-on, Normal Open<br/>R : Random-on, Normal Open</li> </ol> |
|--|--|

## DIMENSIONS(±0.1mm)



## P.C.B LAYOUT (BOTTOM VIEW)

